

## FNQ-R — 600Vac, ¼-30A, Time-Delay Fuses



**Description:** Advanced protection Class CC current-limiting, time-delay fuses.

**Catalog Symbol:** FNQ-R-(amp)

**Ratings:**

- Volts — 600Vac
- 300Vdc (15 & 20A)
- 32Vdc (Self Certified)
- Amps — ¼-30A
- IR — 200kA Vac RMS Sym.
- 20kA Vdc (15 & 20A)

**Agency Information:**

CE, UL Listed, Std. 248-4, Class CC, Guide JDDZ, File E4273  
 CSA Certified, Class CC CSA, Class 1422-01,  
 File 53787–HRC-MISC

RoHS Compliant\*

\* FNQ-R-¼ not RoHS complaint.

**Catalog Numbers (amps)**

FNQ-R-¼	FNQ-R-1⅓	FNQ-R-3⅓	FNQ-R-8
FNQ-R-⅓	FNQ-R-1⅔	FNQ-R-3½	FNQ-R-9
FNQ-R-½	FNQ-R-1½	FNQ-R-4	FNQ-R-10
FNQ-R-⅔	FNQ-R-1¾	FNQ-R-4½	FNQ-R-12
FNQ-R-⅞	FNQ-R-1⅞	FNQ-R-5	FNQ-R-15
FNQ-R-⅞	FNQ-R-2	FNQ-R-5⅓	FNQ-R-17½
FNQ-R-⅞	FNQ-R-2¼	FNQ-R-6	FNQ-R-20
FNQ-R-1	FNQ-R-2½	FNQ-R-6⅔	FNQ-R-25
FNQ-R-1⅓	FNQ-R-2⅔	FNQ-R-7	FNQ-R-30
FNQ-R-1½	FNQ-R-3	FNQ-R-7½	

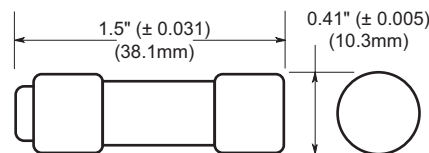
**Carton Quantity and Weight**

Amp Rating	Carton Qty.
¼-30	10

Maximum Acceptable Rating of Overcurrent Device†	
Rated Primary Current (Amps)	Maximum Rating of Overcurrent Protective Device Expressed As a Percent of Transformer Primary Current Rating
< 2A	500††
2A to 9A	167
> 9A	125

† UL 508A Table 42.1.  
 †† 300% for other than motor control applications.

**Dimensions - in**



**Features:**

- The Class CC FNQ-R Limitron fuse meets the needs of control circuit transformer protection
- Current-limitation protects downstream components against damaging thermal and magnetic effects of short-circuit currents
- Rejection feature of FNQ-R fuses meets the need for a rejection type fuse in equipment where available fault current can exceed 10kA
- High inrush time-delay so control circuit transformers can experience inrush currents up to 85 times their full-load current rating.
- FNQ-R fuses can be sized according to NEC® and UL requirements and still allow the high inrush currents, with significantly more time-delay than the UL minimum value of 12 seconds at 200% for Class CC fuses
- Melamine tube
- Nickel-plated brass endcaps

**Applications:**

- Branch Circuits
- Line Protection
- Small Control Transformers
- Industrial Control

**Recommended Fuse Blocks and Holders**

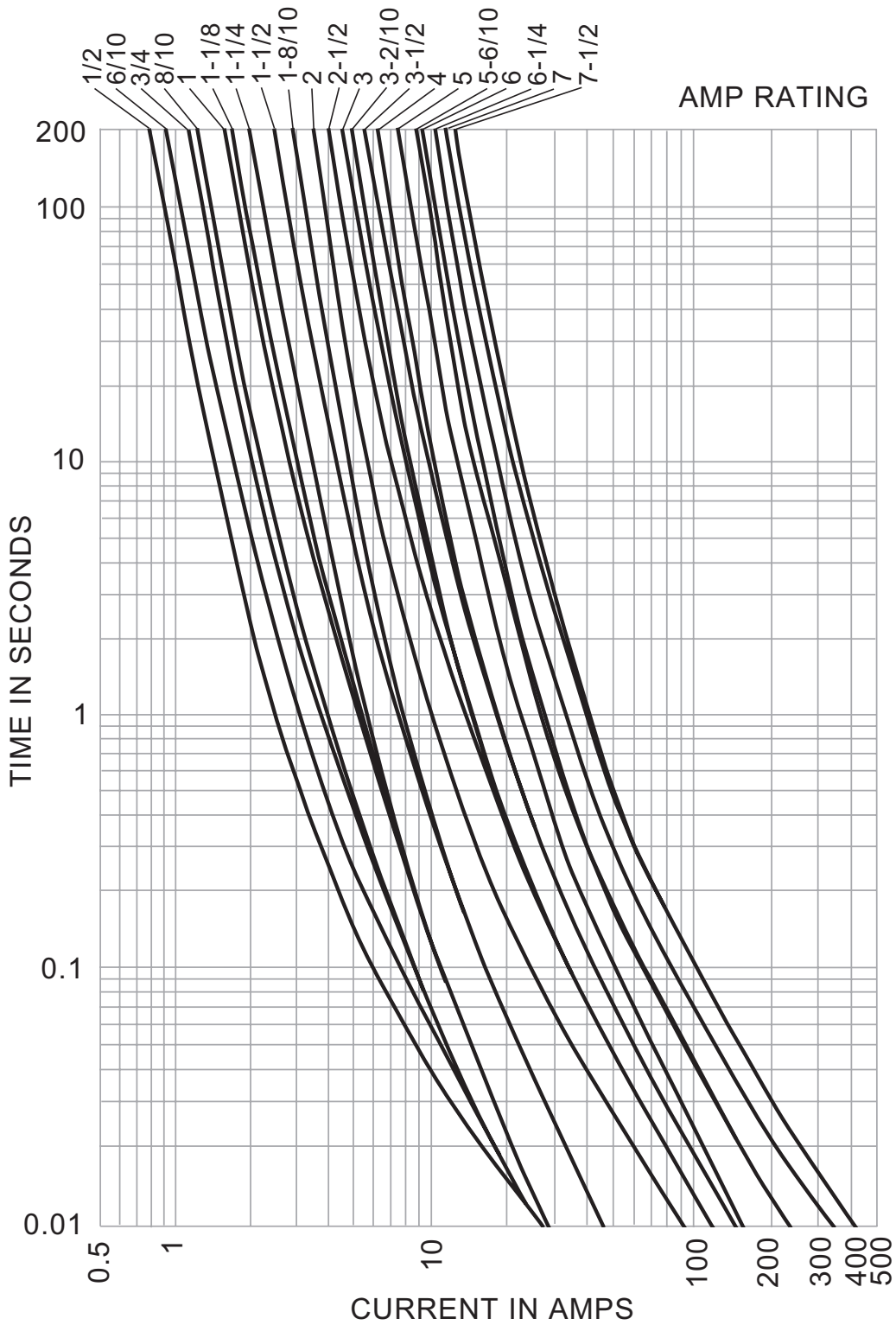
Fuse Amps	1-Pole	2-Pole	3-Pole
<b>Open Blocks</b>			
0-30	BC6031_	BC6032_	BC6033_
<b>DIN-Rail Holders</b>			
	CHCC1D_	CHCC2D_	CHCC3D_
0-30	—	—	OPM-NG-_
	—	—	OPM-1038_
	—	—	OPM-1038_SW
<b>Panel Mount Holders</b>			
0-30	HPS	—	—
	HPF	—	—
<b>In-Line Holders</b>			
0-30	—	HEX	—
	HEZ	—	—

For additional information on Class CC fuse blocks and holders, see Data Sheets:

- Open Blocks # 1105 (BC Series)
- DIN-Rail Holders # 3185 (CHCC), # 1109 (OPM), # 1102 (OPM-1038), 1103 (OPM-1038\_SW),
- Panel Mount Holders # 2113 (HPS), # 2114 (HPF)
- In-Line Holders # 2126 (HEX), # 2130 (HEZ)

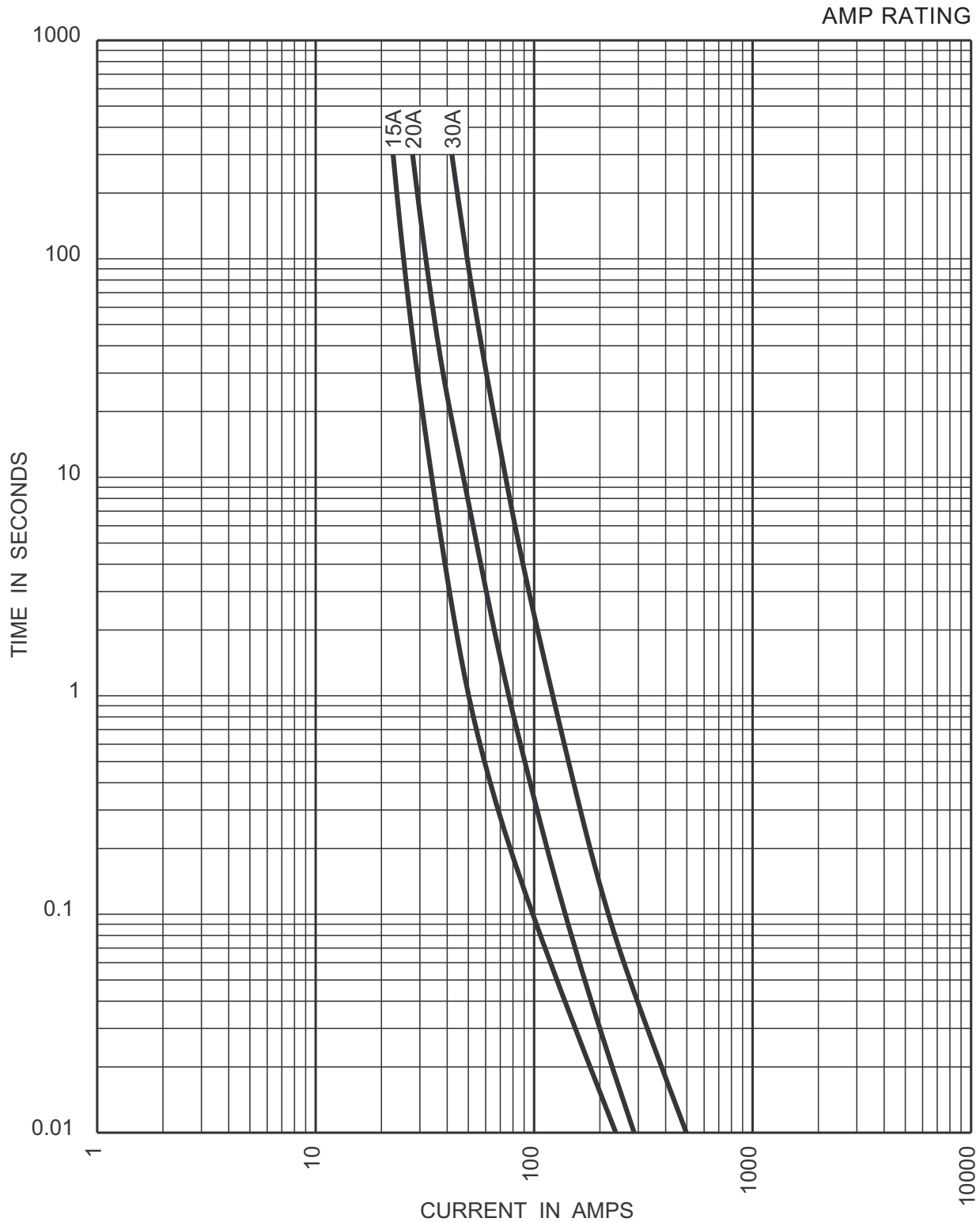
## FNQ-R — 600Vac, ¼-30A, Time-Delay Fuses

Time-Current Curves - Average Melt  
 ½ to 7½ Amps



## FNQ-R — 600Vac, ¼-30A, Time-Delay Fuses

Time-Current Curves - Average Melt  
15 to 30 Amps



The only controlled copy of this Data Sheet is the electronic read-only version located on the Cooper Bussmann Network Drive. All other copies of this document are by definition uncontrolled. This bulletin is intended to clearly present comprehensive product data and provide technical information that will help the end user with design applications. Cooper Bussmann reserves the right, without notice, to change design or construction of any products and to discontinue or limit distribution of any products. Cooper Bussmann also reserves the right to change or update, without notice, any technical information contained in this bulletin. Once a product has been selected, it should be tested by the user in all possible applications.